



IT Asset Management Features

VIZOR's IT Asset Management module is ready out-of-the-box to help streamline processes and manage the entire lifecycle of your assets. Here are the top 10 features most beloved by our customers, followed by several features that makes VIZOR stand out from other ITAM solutions on the market.

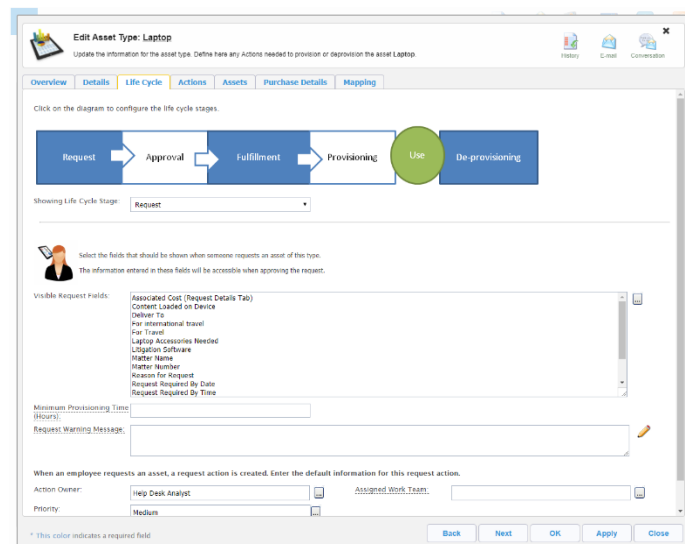
TOP 10 FEATURES

1. Know who has what

Assets can easily, even automatically, be allocated to employees, providing department and asset managers with full asset visibility. If an employee leaves, asset recovery is ensured.

2. Location Tracking

Track where assets are located, including what building, campus, and even specific floor and room.



VIZOR is available in the cloud or on-premises

3. Network Discovery

Automatic discovery of Windows desktops, laptops, servers, printers, routers and switches to populate your hardware and software inventory.

4. Check-in/Check-out (Inventory)

Manage lending out equipment including requests, check-out, accountability, check-in and inventory. When checking a device in or out, information such as person's first and last name, department, and ID picture appear on the screen. The process can also be streamlined by scanning the barcode on an employee ID card and the device's ID.

5. Powerful Reporting

Export one of the out-of-the-box reports or use the custom report builder to extract the key performance indicators most important to your organization.

6. Active Directory Integration

Create new Active Directory accounts with specific privileges for new employees and then revoke access when they leave the company.

Also, use Active Directory to authenticate and populate employees in VIZOR.

7. Microsoft SCCM Integration

Integration with Microsoft SCCM makes it easy to complement your current infrastructure with powerful IT Asset Management processes from VIZOR.

8. Employee Onboarding

Predetermine employee requirements and set up VIZOR to automatically trigger tickets to be allocated to new employees.

9. Track Costs

Easily track purchase costs, service agreements, asset depreciation and repair costs about your assets as well as breaking down costs by department and allocation.

10. Track Repair/Maintenance Costs

Track *Repairs* in VIZOR, including information associated to the repair like the cost, parts repaired, and vendor. The repair section also has a checklist to help diagnose the device's problem and keep track of what has been tested.

Assets Included	Priority	Parts Replaced	Cost
Serial	Low	Serial	\$ 180.00
Model	Low	Model	
Laptop Bag Case	Low	Laptop Bag Case	

Diagnostic Tests	Warranty Priority
Hard Drive Test	Low
Network Port Test	Low
Power Supply Test	Low
Customer-Induced Damage	Low
Warranty Priority	Low

MANAGEMENT

Asset Request

The assets displayed in the catalogue can be requested by employees or department managers. Custom request forms can be created per asset type to help IT standardize the process for each asset type.

Multi-level Approvals

Streamline asset requests with multi-level approvals that have automated reminders and contingencies for when approvers are out of the office.

Manual Asset Entry

Enter networked assets before they are deployed and discoverable. Data related to such assets will be synchronized when the assets are later discovered and put in inventory.

Mass Asset Entry

Enter large quantities of assets with related purchasing and identification data like buying laptops in bulk.

Automate Asset Allocation

Automatically allocate assets to the appropriate employee based on their location or project.

Manual Asset Allocation

Manually allocate assets to the appropriate employee or department.

Bulk Assets

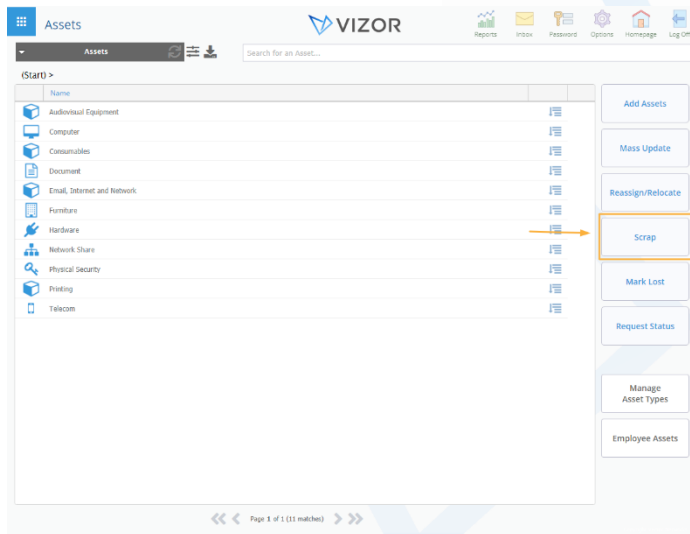
Manage stock and reordering of bulk assets that don't necessarily need to be returned, such as network cables or USB sticks. This helps IT reordering when a minimum stock is hit.

Retirement

Set the status of your assets to *retired* when they are disposed, donated, sold or lost so they do not skew inventory numbers.

Automatically Retire Lost Assets

After marking an asset as lost and a week passes, VIZOR automatically flags the asset as retired lost. This ensures accounting and inventory reports are accurate in terms of depreciation values and stock levels. Any deprovisioning actions are also triggered automatically.



Scrap Assets

Assets no longer required in VIZOR can be permanently deleted, as opposed to flagged as retired, with the new button called *Scrap*. This triggers an email to the Finance Department indicating that the record of the asset will be destroyed within VIZOR.

Asset Containers

Assets can be allocated to *Containers* within VIZOR. This allows IT to allocate batches of assets to departments, projects or geographic locations, without allocating individual devices to the end-users. A *Container* can also be virtual to create a set or logical group of the assets. A good example is when school districts purchase thousands of Chromebooks. They allocate the *Containers* to teachers who then distribute each device.

Manage Other Assets

Manage non-network connected assets such as desks, chairs, employee access cards, domain names, DNS, registrars, furniture, paintings and other non-IT assets in VIZOR.

EXPENDITURE

Asset Depreciation Calculation

Calculate the current value of an asset based on built-in or custom depreciation schemes including Degressive 40%, Linear 10% / Straight Line 10 Year and Linear 33% / Straight Line 3 Year.

Forecast Costs

Based on previous asset purchases in VIZOR, the solution can help you forecast software expenditures.

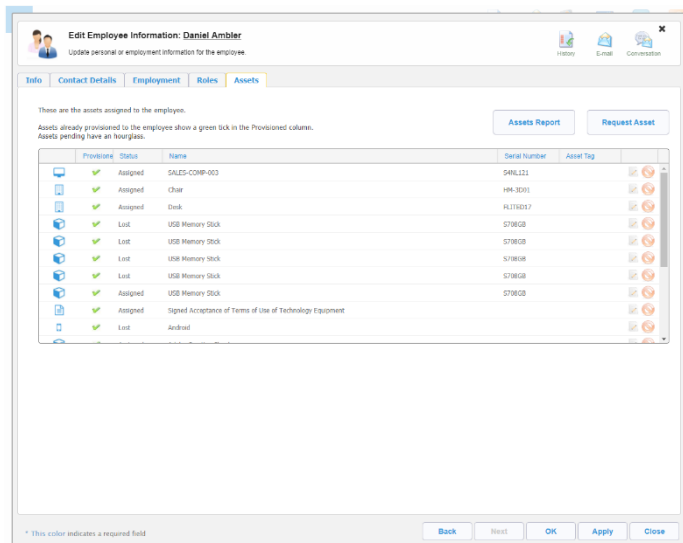
Billing and Chargebacks

VIZOR now tracks costs incurred by IT services. This permits reporting for internal costs calculations or for billing and charge backs to other departments.

EFFICIENCY

Email Notifications

Get alerts when things are lost, nearing end of life, approaching a warranty expiry, when an asset is identified as a lemon, and when an asset is not returned on time.



Export Data

Quickly download asset data in multiple formats including CSV, XSL or HTML for reports.

Change History

Track changes related to an asset's inventory, purchase and allocation. E.g. know who changed the location of the asset or who lent out the asset.

Store Documents

Store documents related to your assets, their repairs, contracts and service costs in VIZOR.

Link Assets to Helpdesk Tickets

VIZOR's Service Desk module allows you to link your tickets to the appropriate asset, better preparing IT to fix any issues.

Vendor Management

Store vendor information, like contracts and warranties, with their corresponding asset in VIZOR.

Identify Lemon Assets

Get alerted when an asset is sent to repair three or more times. This allows IT to identify assets which have an underlying reliability issue.

Subscribe to Reports

Simply subscribe to a report and set the frequency you want to receive via email. No need to create reports every week or month!

Organize by category

Organize your assets by name, asset tag, serial number, department, or by project.

Consolidate data

Consolidation of IT asset data from multiple sources. E.g. from Microsoft SCCM, spreadsheets, Lansweeper.

PERSONALIZE

Custom Fields

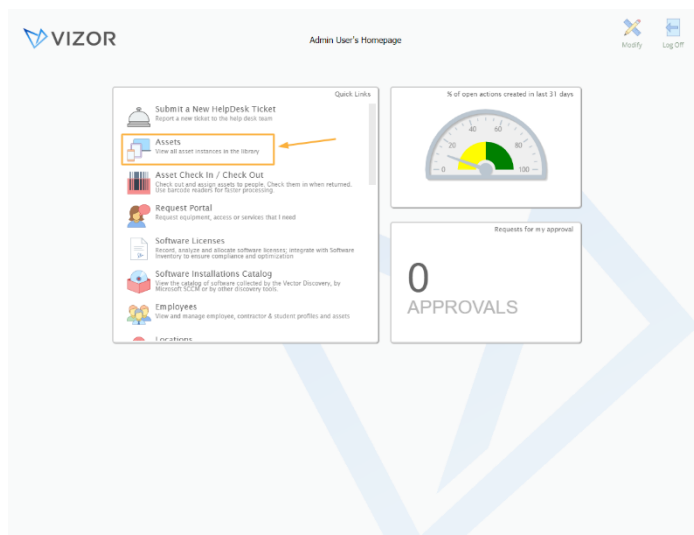
Organizations can customize fields in their VIZOR solution, allowing them to follow their own terminology.

Custom Filters and Queries

VIZOR makes it easy to sort through data with pre-set queries, categories, a search bar and the ability to customize filters.

Personalized Dashboard

VIZOR's dashboard can be personalized to display the key performance indicators most important to your role.



Include Your Logo

The color scheme of VIZOR can be changed and even display your organization's logo for an exceptional internal branding experience.

SECURITY

Leveraging AD for Authentication

VIZOR supports login using an existing Active Directory (or Microsoft Account). This builds on existing security policies already in place via AD and reduces the security risks of creating additional accounts for VIZOR.

User Groups

VIZOR supports user groups with specific functionality assigned to each group. E.g. Department managers can see the assets assigned to employees within their department. Teachers can see the devices they have requested and allocated to students.

Employee Offboarding

VIZOR can disable accounts when an employee leaves the organization. This process can include disabling / deleting Active Directory accounts and redirecting or disabling email accounts.

INTEGRATIONS

Notable integrations:

Lansweeper

Extend Lansweeper's agent-less, multiple platform network discovery capabilities with VIZOR's best practice IT Asset Management processes.

Barcode Readers

VIZOR is set up to integrate with any barcode reader to efficiently scan equipment in and out and reduce error in counting inventory. Use the barcode readers (anywhere) to identify and update asset status, location or details.

Google Chromebook Admin integration

VIZOR synchronizes with devices, Chromebooks and mobile devices that exist in Google G Suite / Chromebook Manager. Device details such as model, location, serial number and operating system are synchronized with any changes made within G Suite. The synchronization can be performed on-demand by clicking *Sync Chromebooks* directly in VIZOR. Alternatively, the Chromebook summary list can be configured at interval periods.

It is possible to import your data from Excel!

QUICK LINKS

[View All Integrations](#)

[Enter the pricing calculator here](#)

[Schedule a demo here](#)

[Try VIZOR here](#)



VIZOR has been officially certified as ITIL® compatible by PinkVERIFY™, an independent and internationally recognized ITIL tool assessment and certification body.

CONTACT US

www.vizor.cloud | (+1) 770-622-2850 | ask@vizor.cloud